

Release Notes GC-PowerStation v7.4

Table of Contents

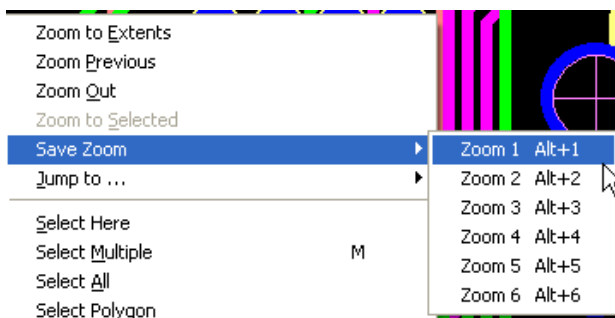
- NEW FEATURES** 2
 - SAVE AND RECALL ZOOM LOCATIONS 2
 - SET LAYER COLORS 2
- ENHANCED FEATURES**..... 2
 - ADDED AUTO FIX FOR PAD/PAD AND PAD/TRACE SPACING VIOLATIONS 2
 - ON LINE HELP 2
- ITEMS FIXED SINCE V7.3.2** 3

New Features

Save and recall Zoom Locations

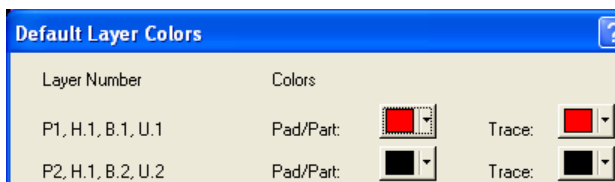
There are many scenarios where a user is required to revisit a particular location and zoom level. The upper left hand corner in order to begin a systematic panning around the board, a particular DFM error location, or perhaps a specific image in a panel; all are examples where this function can save time. There are six available zoom levels that can be saved. Storing a zoom level is as simple as using the hotkey combination ALT+1 through ALT-6 or through a new right-click menu. Zoom recall functions are available under "Jump To/Saved Zoom/Zoom 1 - Zoom 6" menu items, and are accessible through hotkey combinations CTRL-1 through CTRL-6.

Both the zoom level and location are saved and recalled. Note that the number pad cannot be used to access the hotkeys; the user must use 1,2,3,4,5,and 6 on the regular keyboard.



Set layer colors

In order to allow customers to pre-define specific physical layers with specific color, we have added a "View/Modify Default Layer Color Assignments" button to the "Import" section of the Tools/Customize/Settings dialog. When pushed, invokes a dialog that allows the user to select colors to be assigned to physical, hole/rout, and unassigned layers 1-15 as they are populated by file import processes.

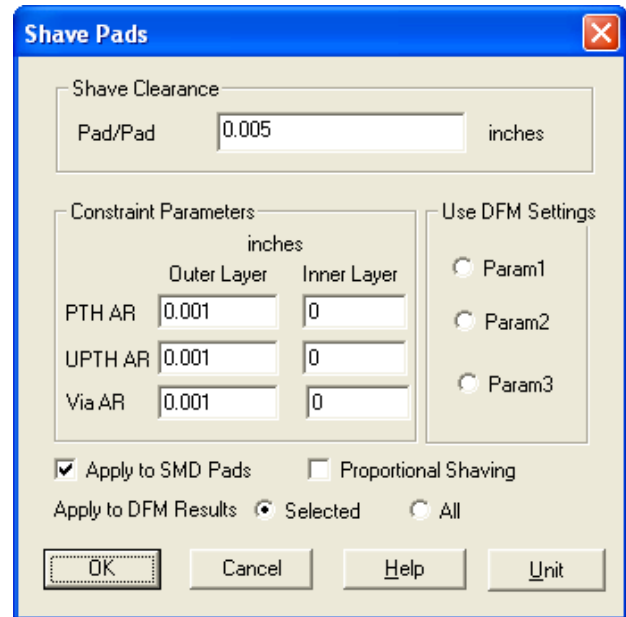


User selections are saved to the workstation's registry so that they will remain in effect from one GWK to another.

Enhanced Features

Added Auto Fix for Pad/Pad and Pad/Trace spacing violations

The continued addition of autofixing functionality for DFM violations has resulted in pad shaving now being an option for fixing signal layer spacing violations. Selecting the Fix option from the right click pop-up menu in the DFM results page a dialog box appears that allows the constraint parameters to be entered.



If a violation is fixed then the comment field is updated to reflect this action. In cases where a fix cannot take place because a constraint would be violated, the comment field also reflects this situation.

On Line Help

GraphiCode is in the process of putting all help information onto our website to allow faster and more accurate updating, easier access and reduced product size. Function information is available to all users but additional information is only available to customers with a valid Annual Support Plan. There will be a period of overlap where the Help files are still shipped with the product but all future Help information will be placed on the website.

Items Fixed since v7.3.2

This list is customer reported issues fixed for this release.

#4096 The application no longer require the Sentinel Protection Server service to be running in order to verify the license file. This was causing some issues when GraphiCode applications were being run on machines that had other software installed afterwards that deactivated this service.

#4088 Fixed an issue with the registering of layers specific to a dataset.

#4086 The DXF output now correctly includes the EXTMIN and EXTMAX fields indicating the extents of the exported data.

#4081 Updated and cleaned up the mitering algorithm for the import of DXF and DWG files.

#4080 Cleaned up some internal code that is currently not being utilized but caused a larger than necessary application file.

#4070 Updated IPC-d-356A output to handle bottom layer blind drills when a subset of the signal layers is chosen for output.

#4068 Application crashed when attempting to open an ODB++ file with an invalid aperture definition. In this case, a rounded rectangle had radiused corners whose size was illegal. Adjusted radiused corners to the maximum legal value in order to prevent application crash.

#4064 Cannot save backup Copy to directory and file of the same name. Fixed.

#4051 Calling the DFM Report caused a crash of the application. Problem fixed.

#4024 Fixed a netlist error caused by “too many data layers for single contour”. Issue fixed.

#4023 Updated the Postscript output to handle polygon data in a manner consistent with the RS-274X and other more common outputs.

#4021 Reload function now properly recognizes which layers to unload in all cases.

#3996 Updated the minimum negative feature DFM check to handle an odd data construction.

#3979 Updated the interaction and expected behavior of the Shave Pads function regarding the interaction of the Shave SMD option and the proportional pad shaving option.

#3977 Updated the installer to use Sentinel 7.3.2 Merge Modules for 64 bit compatibility.

#3972 Fixed a netlist failure that was result of oblong pads being created in a particular way.

#3968 Add ability to pre-assign layer colors to Physical Layers (see above).

#3966 Corrected a problem of selecting the incorrect entities within DFM results.

#3951 Fixed an issue where DFM analysis of solder bridging was failing with a particular dataset.

#3945 Resolved an issue regarding the mirroring of rotated text strings.

#3930 Modified import code so that relevant data layer information such as layer name is NOT removed or overwritten on reload.

#3926 Added Shave Pad to the DFM fix options (see above)

#3553 Save Zoom levels and locations (see above).