

Release Notes GC-CAM Edit v8.4

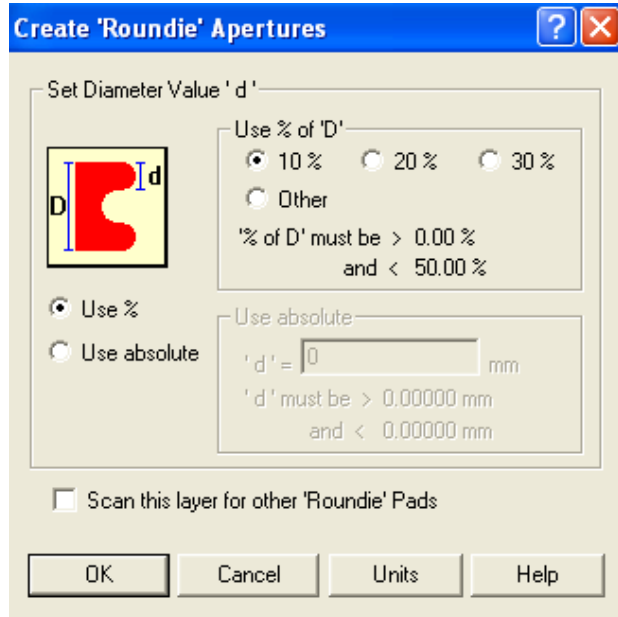
Table of Contents

- NEW FEATURES** 2
 - CREATE ROUNDIE APERTURES 2
- ENHANCED FEATURES** 2
 - AUTO-CREATE ARC 2
 - ASE SUPPORTS ROUNDED RECTANGLES 2
 - ADD DESKTOP SHORTCUT FOR MAIN APPLICATIONS 2
 - ON LINE HELP 2
- ITEMS FIXED SINCE V8.3.2** 4

New Features

Create Roundie Apertures

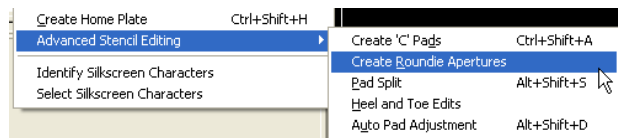
Due to customer demand, the Advanced Stencil Editing suite now includes the ability to Create Roundie Apertures:



As can be seen from the image of the dialog above the 'roundie' aperture has fully rounded ends based on a percentage of overall pad height.

The function, in keeping with Home Plate and C Pads allows the user to scan the rest of the layer to search for other passive / polar component footprints that are present on the stencil layer.

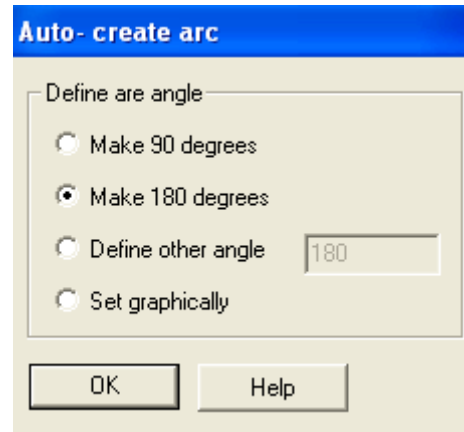
Also the Advanced Stencil Editing functions have now been grouped together under a sub-menu to improve the user interface.



Enhanced Features

Auto-Create Arc

Two-point arc creation now includes an automatic pop-up that aids the user in "finishing" the arc. The user can specify between 90 degrees, 180 degrees, custom angle and manual:



This function makes it far easier and more accurate to create standard arc sweeps based on the start and end points of the arc.

ASE Supports Rounded Rectangles

Per requests from users in the stencil industry, the Advanced Stencil Editing options Home Plate Creation, Create 'C' Pads and Pad Split now support rounded rectangles. As not every rounded rectangle aperture is not drawn in the same way the function attempts to identify the radius of the corners irrespective of construction. If the pad is constructed poorly then a warning message is presented to the user.

Previously, replacement apertures were always constructed with right-angles and corners, even if the source pad included rounded corners.

Add Desktop Shortcut for Main Applications

The GC-PowerPlatform installer now provides users with a choice of installing a desktop shortcut during installation.

On Line Help

GraphiCode is in the process of putting all help information onto our website to allow faster and more accurate updating, easier access and reduced product size. Function information is available to all users but additional information is only available to customers

with a valid Annual Support Plan. There will be a period of overlap where the Help files are still shipped with the product but all future Help information will be placed on the website.

Items Fixed since v8.3.2

This list is customer reported issues fixed for this release.

#4270 Isolation of a bullet aperture now creates the minimum number of arc segments in order to improve stencil cutting algorithms.

#4242 Added support for rounded rectangles within Home plates and C-Pad creation (see above)

#4235 Fixed an internally discovered issue where license files ceased to correctly function due to a security function.

#4231 SM import is now correctly interpreting the 'R' as radius in all cases.

#4226 Correctly calculated connected entities when connection occurs solely in the mid-section of an arc construction.

#4223 We now allow the symbol directory path to be user definable. This allows users to have multiple drill template symbols available depending upon requirements.

#4222 Improved the ease of creating arcs with the data creation function (see above).

#4219 Resolved issue with ACSP whereby the resulting pad shapes were being incorrectly created.

#4217 Fixed a problem with Isolation and contour generation due to a custom aperture construction.

#4216 Increased pad attribute length from 10 – 15 bytes in order to accommodate customer request. We now allow 30 bytes.

#4210 Fixed unique data problem with scaling of pads. Traces were being correctly scaled but a corruption in the pad listing caused this issue.

#4206 Better handling of slit apertures during Automatic Convert Sketched Pads algorithm.

#4204 Software no longer crashes when running Reorder Polygon on this specific dataset. Illegal line info stack was the cause of the problem.

#4199 Added option for a desktop shortcut to be created during installation.

#4191 Updated the draw engine to display single segment polygon traces on screen to indicate their presence. These incorrect segments are displayed with indicators showing problem polygons.

#4136 Corrected an issue with Fix Polygons that incorrectly broke and fixed a polygon in an incorrect fashion.

#4074 Added coding in order to increase the allowable extents of a DXF/DWG file by a factor of 2

#4053 Enhanced Unit/Format interpretation of AutoCAD DXF/DWG data to better determine the intended units of a DXF or DWG file upon import.

#4008 Resolved a problem where the undo function was incorrectly rescaling text apertures that had been scaled. Now the correct scaling factor is entered.

#1277 In previous versions the minimum trace width output using the legacy DXF output was defined by the Pen Width field in the HPGL dialog. This field has now been added directly to the Export AutoCAD DXF dialog.